

Scaled data based on original data using
LM-79-08 Approved Method: Electrical and Photometric Measurements of Solid-
State Lighting Products

Test Report Prepared for
Cooper Lighting Solutions
(formerly Eaton)

Brand: STREETWORKS

Report Number: P147458

Luminaire Tested: **TMU-E03-LED-E-U-5MQ-8030**

Issue Date: 3/3/2020

Test Information

Test Method: LM-79-08
Report Number: P147458
REPORT IS SCALED FROM IESNA LM-79-08 TEST DATA (P33674)
Test Lab: INNOVATION CENTER-P3
Issue Date: 3/3/2020
Manufacturer: COOPER LIGHTING SOLUTIONS (FORMERLY EATON)
Product Line: STREETWORKS
Catalog Number: TMU-E03-LED-E-U-5MQ-8030
Description: TALON MEDIUM LED AREA LUMINAIRE
(3) LIGHTBARS WITH AccuLED OPTICS - TYPE 5 SQUARE MEDIUM
Light Source: (63) 3000K CCT, 80 CRI LEDs
Ballast/Driver: -

Summary

Lumens per Lamp: N/A
Luminaire Lumens: 8162.5 lumens
Efficiency: N/A
Efficacy: 108.5 lumens/watt
Luminous Opening: Rectangular (W 0.5' x L: 1' x H: 0')
IES Classification: Type V - Short - Full Cutoff
BUG Rating: B3 - U0 - G1

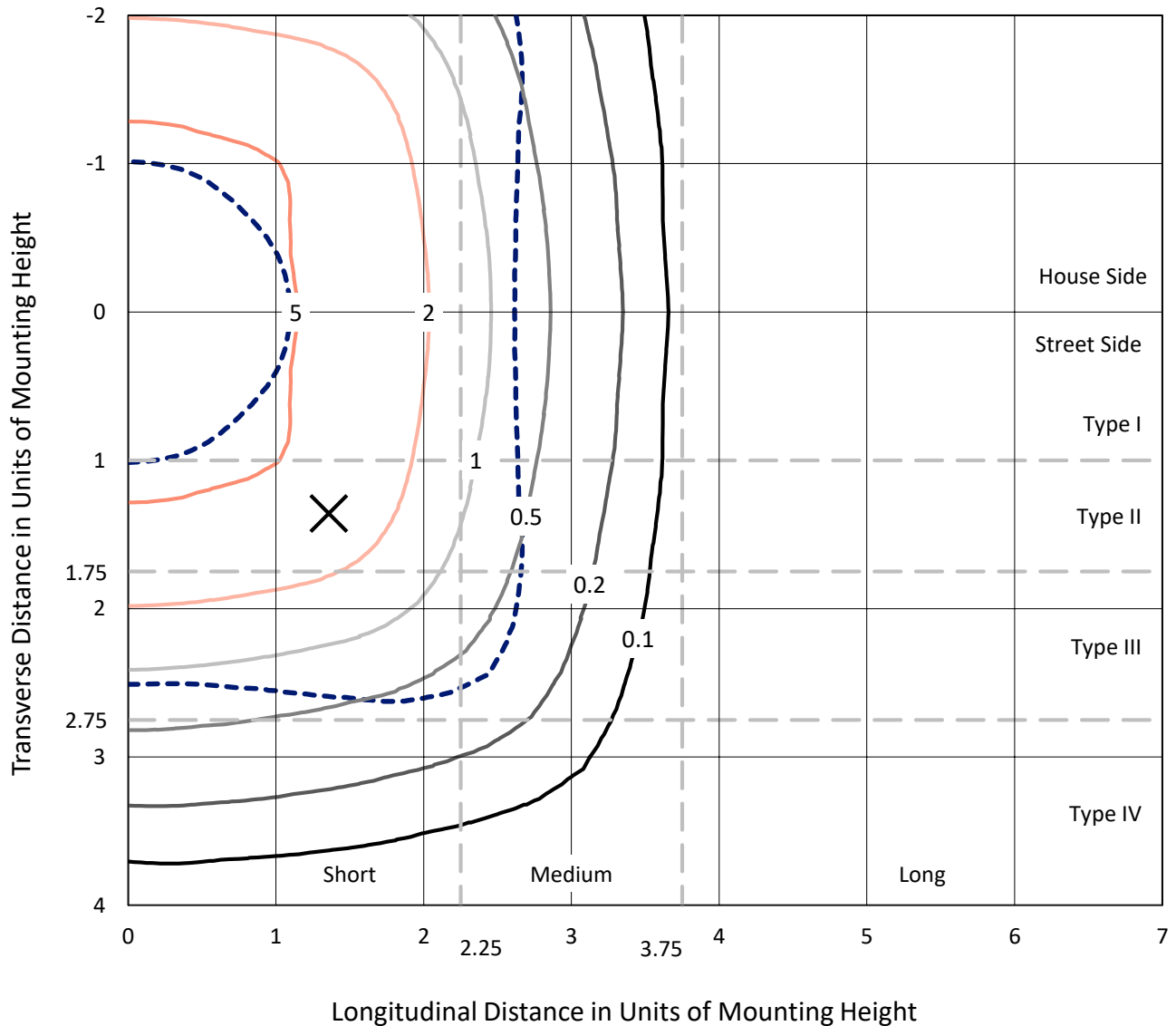
Input Watts (W): 75.2
Input Voltage (V): NR
Input Current (Ain): NR
Voltage Rise (V): NR
Power Factor: NR
Total Harmonic Distortion (THDi): NR
Frequency (hertz): 60
Stabilization Time: NR
Operation Time: NR
Ambient Temperature (°C): NR
Test Distance: 28.75 FT



REPORT NUMBER: P147458
 CATALOG NUMBER: TMU-E03-LED-E-U-5MQ-8030

Iso-Footcandle Lines of Horizontal Illumination

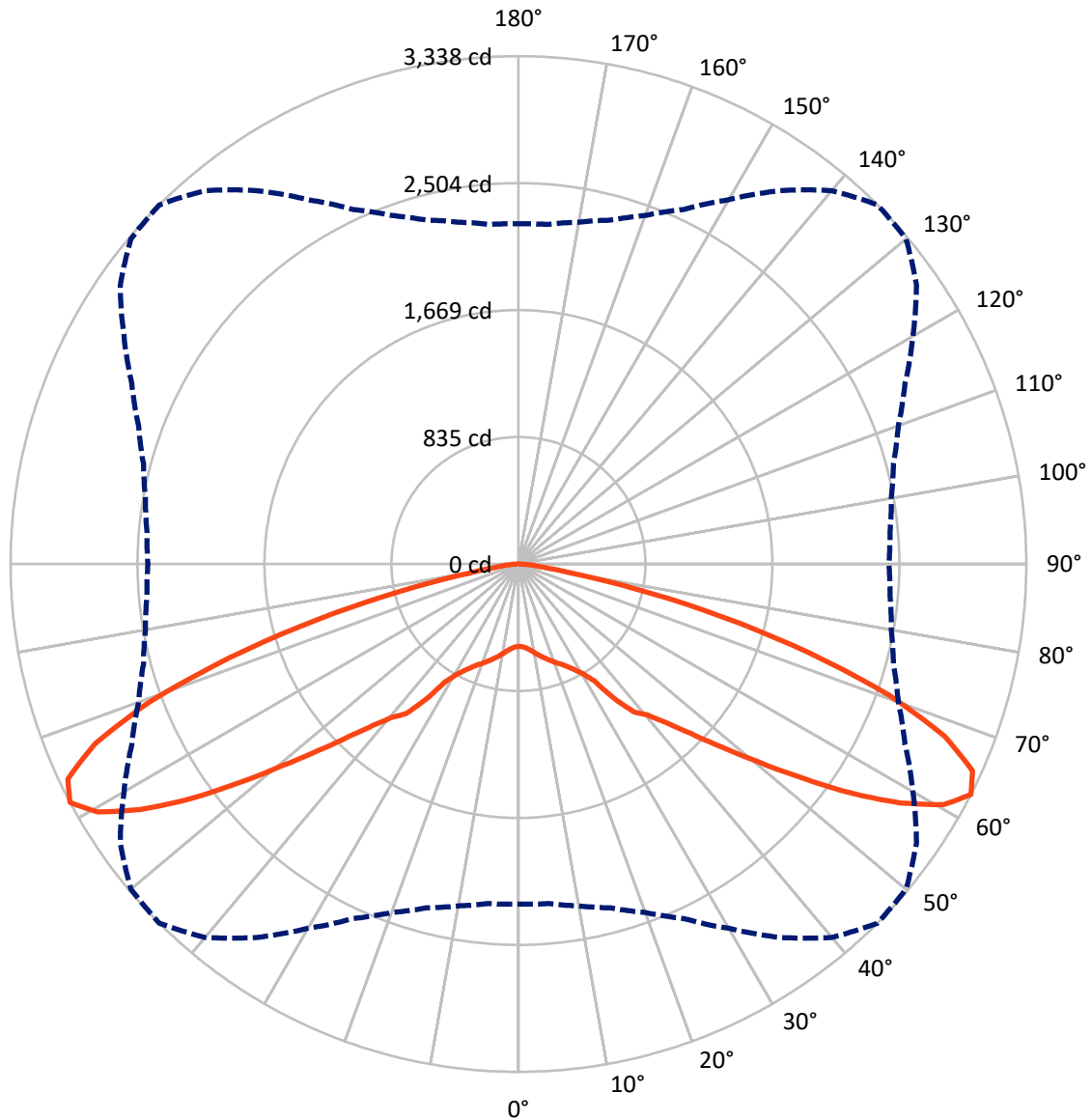
× Max cd
 - - - 1/2 Max cd



Based on 10 foot mounting height. Maximum calculated value = 6.1 fc
 Type V - Short - Full Cutoff

REPORT NUMBER: P147458
CATALOG NUMBER: TMU-E03-LED-E-U-5MQ-8030

Luminous Intensity Polar Plot



— Vertical Plane Through 45-Deg Lateral - - - Horizontal Cone Through 62.5-Deg Vertical

REPORT NUMBER: P147458

CATALOG NUMBER: TMU-E03-LED-E-U-5MQ-8030

FLUX DISTRIBUTION:

		Downward	Upward	Total
House Side	Lumens	4081.3	0.0	4081.3
	% Fixture	50.0	0.0	50.0
Street Side	Lumens	4081.3	0.0	4081.3
	% Fixture	50.0	0.0	50.0
Total	Lumens	8162.5	0.0	8162.5
	% Fixture	100.0	0.0	100.0

Coefficient of Utilization

ZONAL LUMENS:

Zone	Lumens	% Fixture
0°-10°	54.3	0.7
10°-20°	183.6	2.2
20°-30°	354.9	4.3
30°-40°	687.2	8.4
40°-50°	1240.7	15.2
50°-60°	2157.4	26.4
60°-70°	2449.2	30.0
70°-80°	949.6	11.6
80°-90°	85.7	1.0
90°-100°	0.0	0.0
100°-110°	0.0	0.0
110°-120°	0.0	0.0
120°-130°	0.0	0.0
130°-140°	0.0	0.0
140°-150°	0.0	0.0
150°-160°	0.0	0.0
160°-170°	0.0	0.0
170°-180°	0.0	0.0
0°-90°	8162.5	100.0
0°-180°	8162.5	100.0



REPORT NUMBER: P147458

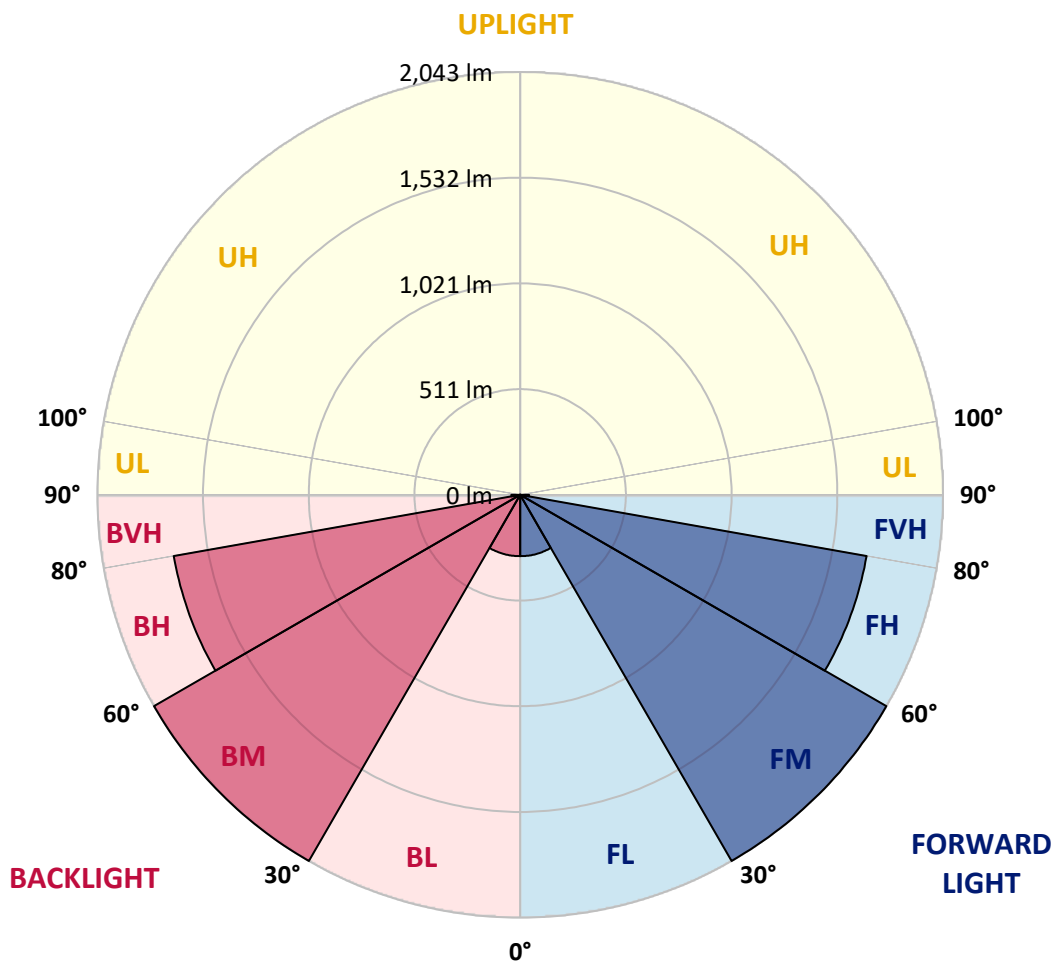
CATALOG NUMBER: TMU-E03-LED-E-U-5MQ-8030

LUMINAIRE CLASSIFICATION SYSTEM LUMEN TABLE AND BUG RATING:

Zone		Lumens	% Fixture	Zone Rating/Lumen Limit		
				B	U	G
FL	(0°-30°)	296.4	3.6			
FM	(30°-60°)	2042.6	25.0			
FH	(60°-80°)	1699.4	20.8			G1/1800
FVH	(80°-90°)	42.8	0.5			G1/100
BL	(0°-30°)	296.4	3.6	B1/500		
BM	(30°-60°)	2042.6	25.0	B2/2500		
BH	(60°-80°)	1699.4	20.8	B3/2500		G1/1800
BVH	(80°-90°)	42.8	0.5			G1/100
UL	(90°-100°)	0.0	0.0		U0/0	
UH	(100°-180°)	0.0	0.0		U0/0	

BUG Rating: B3-U0-G1

Type V Short





REPORT NUMBER: P147458

CATALOG NUMBER: TMU-E03-LED-E-U-5MQ-8030

CANDELA DISTRIBUTION (FULL):

	0°	5°	10°	15°	20°	25°	30°	35°	40°	45°	50°
0°	541.8	541.8	541.8	541.8	541.8	541.8	541.8	541.8	541.8	541.8	541.8
2.5°	545.2	546.9	546.5	545.6	545.6	545.7	545.2	544.0	543.6	544.4	545.2
5°	557.8	557.8	557.8	557.8	557.0	557.0	556.2	555.4	555.8	555.0	554.5
7.5°	577.2	576.0	576.0	575.6	575.6	574.8	573.5	571.8	572.2	571.8	571.4
10°	600.0	600.5	599.2	600.5	598.3	598.0	596.3	595.4	595.0	593.8	593.8
12.5°	627.6	626.2	626.2	625.4	624.6	623.8	621.2	620.8	619.0	618.2	617.0
15°	653.2	652.8	651.2	649.4	649.0	648.2	645.2	643.6	643.1	641.0	639.3
17.5°	679.0	678.2	676.0	675.2	673.5	672.2	669.7	667.2	665.9	665.1	663.0
20°	706.4	705.6	703.4	701.8	699.7	698.0	694.2	692.0	690.8	689.6	687.8
22.5°	740.6	739.0	735.6	732.6	728.0	726.2	721.2	718.2	716.1	714.4	713.6
25°	777.7	778.2	773.6	769.7	764.2	759.6	753.2	749.9	747.8	746.1	745.6
27.5°	824.2	824.6	820.4	814.8	806.4	801.4	792.9	788.7	787.4	785.8	785.4
30°	897.6	893.8	886.6	877.8	870.2	859.2	846.9	842.7	838.5	837.2	837.2
32.5°	1032.6	1030.5	1024.6	1002.6	992.6	969.8	948.2	936.0	922.0	915.4	911.1
35°	1127.2	1126.3	1121.6	1114.1	1107.8	1103.0	1090.4	1088.4	1085.8	1085.8	1089.2
37.5°	1196.8	1191.7	1190.8	1192.2	1190.4	1191.3	1201.4	1215.4	1227.2	1233.1	1232.2
40°	1299.8	1292.6	1296.8	1293.8	1290.1	1289.2	1292.6	1298.0	1303.6	1303.6	1302.3
42.5°	1434.4	1437.8	1439.4	1427.2	1419.2	1417.1	1425.1	1423.4	1428.9	1426.8	1421.2
45°	1634.4	1632.2	1629.4	1614.6	1601.9	1591.8	1593.8	1590.9	1591.4	1588.0	1583.8
47.5°	1836.1	1843.2	1831.0	1823.8	1809.5	1802.4	1808.2	1803.2	1812.8	1795.2	1786.8
50°	2031.9	2037.0	2032.8	2022.6	2022.6	2032.8	2040.0	2049.2	2062.7	2042.4	2012.0
52.5°	2192.2	2196.5	2202.8	2211.2	2232.0	2253.4	2283.8	2316.4	2342.1	2338.2	2303.6
55°	2290.1	2295.2	2305.8	2334.9	2372.0	2428.6	2497.4	2573.0	2632.0	2660.6	2635.4
57.5°	2323.1	2326.9	2355.6	2390.6	2448.4	2532.4	2647.6	2778.0	2891.5	2963.6	2952.3
60°	2315.4	2315.5	2344.6	2392.7	2473.8	2585.2	2748.0	2928.6	3102.5	3210.6	3194.5
62.5°	2235.7	2240.0	2281.8	2339.6	2437.4	2570.8	2765.0	2995.8	3203.8	3338.0	3324.9
65°	2061.0	2064.0	2109.2	2178.0	2287.2	2445.0	2657.3	2913.0	3151.5	3280.6	3256.1
67.5°	1778.7	1781.6	1818.4	1896.0	2011.6	2176.6	2405.8	2687.2	2920.6	3022.8	2949.3
70°	1415.0	1423.4	1447.0	1529.3	1617.1	1778.7	1989.8	2271.2	2491.5	2588.1	2507.0
72.5°	964.2	985.8	1014.5	1087.5	1171.5	1305.6	1473.6	1710.8	1887.6	1999.4	1927.3
75°	543.1	573.5	582.4	637.6	706.8	812.8	935.6	1105.6	1284.1	1374.8	1287.9
77.5°	234.6	259.6	270.5	296.2	350.2	394.5	469.3	584.0	722.0	785.8	681.6
80°	115.6	121.5	126.2	134.2	149.4	163.8	199.2	249.4	306.0	320.3	254.9
82.5°	89.4	93.7	101.7	108.0	111.8	115.6	119.0	125.8	131.2	134.2	126.6
85°	62.8	68.4	77.2	84.4	88.6	91.6	94.6	96.6	91.6	83.6	87.8
87.5°	16.4	21.6	30.0	32.5	36.7	38.8	38.0	39.2	35.4	25.7	28.7
90°	0.0	0.0	0.0	0.0	0.0	0.0	0.0	0.0	0.0	0.0	0.0



REPORT NUMBER: P147458

CATALOG NUMBER: TMU-E03-LED-E-U-5MQ-8030

CANDELA DISTRIBUTION (continued):

	55°	60°	65°	70°	75°	80°	85°	90°
0°	541.8	541.8	541.8	541.8	541.8	541.8	541.8	541.8
2.5°	544.8	544.4	544.8	544.8	544.8	544.4	544.4	544.4
5°	554.5	554.5	554.9	554.0	554.0	554.6	554.0	553.7
7.5°	571.0	570.6	570.6	570.1	570.6	570.1	570.1	569.7
10°	592.9	592.0	592.5	591.2	591.2	590.8	590.8	590.8
12.5°	616.6	615.2	615.7	614.4	612.4	612.8	613.2	612.7
15°	639.4	638.0	636.8	636.0	634.7	635.1	635.1	634.7
17.5°	662.6	660.0	659.6	658.3	657.9	657.9	657.8	658.3
20°	686.6	684.9	684.4	683.2	682.8	684.0	684.5	683.6
22.5°	712.3	711.5	712.3	711.4	712.8	713.6	714.0	713.2
25°	744.8	744.0	745.2	748.2	749.9	750.7	752.8	752.0
27.5°	786.6	785.8	788.7	793.0	795.4	799.7	801.8	802.6
30°	840.6	844.4	846.1	854.6	856.2	863.0	863.0	865.9
32.5°	919.2	926.3	939.0	952.0	970.2	983.2	983.2	990.0
35°	1091.3	1094.2	1103.9	1106.0	1109.8	1114.1	1109.8	1113.2
37.5°	1223.4	1210.3	1201.0	1187.9	1179.9	1179.9	1180.8	1179.9
40°	1290.9	1285.8	1281.6	1270.6	1268.9	1268.5	1268.5	1270.2
42.5°	1411.6	1399.4	1392.6	1383.3	1380.4	1379.5	1379.1	1379.9
45°	1568.6	1548.8	1530.6	1521.3	1513.3	1505.6	1508.2	1508.2
47.5°	1751.3	1720.4	1690.9	1674.9	1661.0	1654.6	1650.4	1649.2
50°	1973.7	1930.6	1892.6	1862.7	1842.4	1842.0	1844.1	1830.6
52.5°	2246.2	2178.4	2131.1	2090.6	2071.6	2069.5	2062.7	2055.1
55°	2548.4	2467.8	2389.8	2346.2	2321.4	2307.9	2299.8	2287.2
57.5°	2859.8	2751.4	2639.1	2569.6	2525.6	2495.2	2479.2	2472.0
60°	3100.0	2951.9	2803.8	2691.9	2618.9	2573.8	2545.9	2534.5
62.5°	3194.5	2993.6	2803.7	2656.9	2551.4	2489.0	2451.4	2434.9
65°	3081.8	2843.8	2627.8	2465.8	2348.0	2278.4	2237.4	2219.7
67.5°	2767.0	2556.9	2321.8	2160.6	2039.5	1970.7	1926.4	1913.3
70°	2319.7	2104.9	1880.4	1736.5	1628.5	1572.4	1526.4	1520.9
72.5°	1743.2	1558.0	1365.6	1246.6	1159.6	1066.8	1043.2	1055.0
75°	1117.4	944.0	772.7	665.4	586.2	497.6	463.4	471.8
77.5°	529.2	409.8	295.8	228.7	192.0	164.2	157.0	152.8
80°	196.2	159.1	140.5	133.4	128.3	123.6	120.2	116.5
82.5°	127.0	124.0	120.2	119.0	115.2	109.3	98.4	93.7
85°	95.0	95.0	89.9	90.3	87.4	79.8	69.6	64.1
87.5°	27.8	24.9	22.8	21.1	20.7	18.6	13.5	11.8
90°	0.0	0.0	0.0	0.0	0.0	0.0	0.0	0.0

(END OF REPORT)